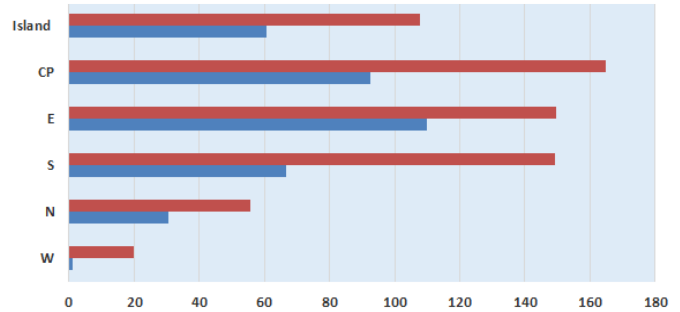


Mauritius Meteorological Services

Mean Rainfall for 1-31 August 2022

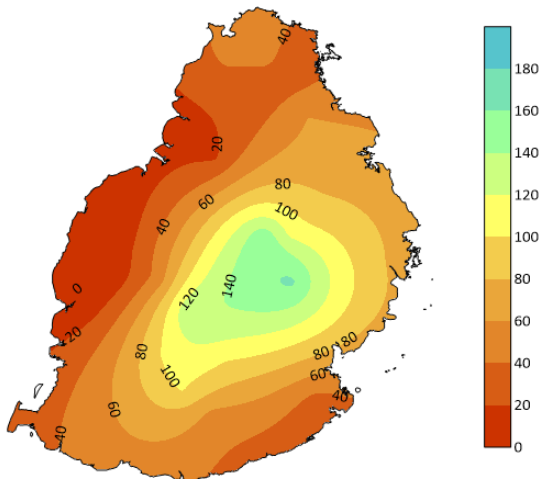
Mauritius

Well below normal rainfall was recorded during the month of August 2022, amounting to 61 mm, representing 56 % of the long-term mean. Rainfall was deficient almost over the whole island, especially in the region of Arnaud, Bois Cheri, Union Park and Britania, where it was by 90-150 mm.

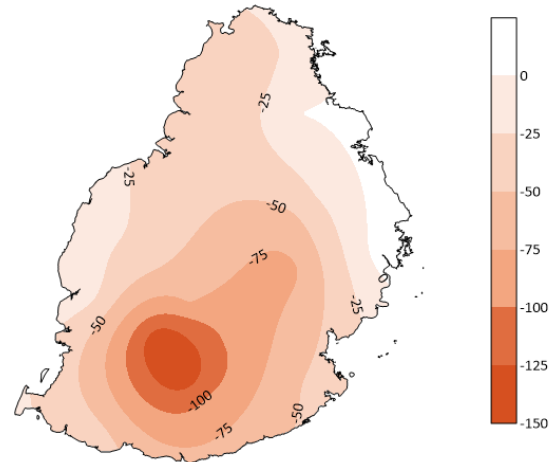


	W	N	S	E	CP	Island
LONG TERM MEAN for August 2022	20	56	149	150	165	108
Actual Mean Rainfall (mm) August 2022	1	31	67	110	93	61

Observed Rainfall (mm)



Rainfall Anomaly (mm)



Outer Islands

		Amount (mm)		
Stations		Actual Rainfall	LTM Rainfall	% of LTM
Rodrigues	Pointe Canon	41	62	66
	Plaine Corail	26	50	52
	Citronelle	62	111	56
Agalega		26	62	42
St Brandon		25	47	53

Well below normal rainfall were observed over Rodrigues and St. Brandon.

Dry conditions prevailed over Agalega

Ram Dhurmea

For Acting Director

09 September 2022